



DIRECTION FOR USE


Symbol definition:


REF Catalogue reference: AXO-STK-SK05 – AXO-STK-SK10

LOT Batch number


 Recommended storage temperature


 Do not use if packaging is damaged

 Keep away from light

 Single use

 Expiry date

 See User Guide

 AXO Science S.A.S.
36 Bis rue de Bruxelles
69100 Villeurbanne
France

1. Product purpose:

- STK Skin is a presumptive test for the detection of human male semen. It is based on the specific detection of human Acid Phosphatase.
- STK Skin is not an IVD diagnostic product. Its usage is for forensic only. STK Skin intend to be used on the skin and hair.

2. Principle of the test:

STK Skin is a vaporizable mixture that allows specific detection of male seminal fluid traces with the later objective of realizing DNA analysis of collected samples.

Reagents react specifically with Acid Phosphatase enzyme present in human seminal fluid. Presence of this enzyme on tested evidence react with STK Skin. Specific obtained stain can be visualized using the STK UV Light or STK UV Light Mini.

STK Skin does not damage DNA. It does not alter potential DNA extraction and PCR amplification. STK Skin allows specific localization of the area where semen can be found on studied skin.

3. Provided material:

Pouches of reagent powder. Each pouch must be dissolved in 100 ml (~3.5 US fl oz) of clean water (e.g demineralized).

4. Not provided necessary material:

- Demineralized water.
 - Sprayer for dissolved solution (e.g.: Ref AXO-STK-PV1). Use a sprayer that allow fine mist and prevent large droplets of water.
 - STK UV Light or STK UV Light Mini and UV protective glasses (please see UV light User Guide).
- For any other UV light, please validate it beforehand. Always use a positive control for each analysis (type: Ref AXO-STK-PC10).

5. Protocol:**Beforehand:**

- It is necessary to wear UV protective glasses.
- It is advised to wear appropriate laboratory protective equipment (gloves, facemask, hat, lab coat).
- Do not spray directly on the mucous, protect the mucous before spraying. If STK Skin is accidentally sprayed on a mucous, rinse thoroughly with water. If any problems appear, consult a doctor.

Modus operandi:

It is advised to screen the victim first with the UV light to see what can react to the UV light and then be able to discriminate those signals from STK Skin signal.

- a) **Prepare solution in the sprayer:** dissolve content of one STK Skin pouch within 100 ml of demineralized water. Wait 30 seconds for total reagent dissolution. If necessary, shake lightly.
- b) **Use the sprayer containing STK Skin solution:**

Moisten the search area: spray lightly, horizontally, ahead of you, about 20 cm (~8 inches) away from the target, in a side to side sweeping motion.

Do not overspray the skin, it does not improve detection and could dilute targeted DNA.

- c) Wait a few moments: as an indication from 10 seconds to 2 minutes.
- d) Put your UV protective glasses then switch on UV lamp.

e) **Revelation:** in the dark, slowly sweep the area by positioning the UV lamp at a distance of about 25 cm (~10 inches) from studied target. Total darkness is not required but it can facilitate detection of semen traces.

6. Results interpretation:

- Presumptive test is **positive:** a blue fluorescent signal is visible under recommended UV light.
- Presumptive test is **negative:** no signal is detected under recommended UV light.

7. Disposal:

No particular recommendation. Please refer to your local waste management policy and regulation.

8. Contraindications:

Adding chemical or biological products not mentioned in the protocol may alter test effectiveness.

9. Storage and stability / shelf life:

Keep away from light and heat. It is advised to store product at a temperature below +35°C (+95°F) and not to exceed this temperature for a long period. If storage conditions are not guaranteed, make sure product works normally by using a positive signal.

Conservation before opening:

Expiry date is on product packaging. Do not use after this date.

Conservation after dissolution:

STK Skin can be used 30 seconds after dissolution and must be used within 24 hours. Do not keep or reuse opened pouch.

INFORMATION AND TECHNICAL SUPPORT

Email: support@axoscience.com
Phone number: +33 (0)4 78 93 08 26
Website: www.sperm-tracker.com

NOTICE

AXO Science shall not be held responsible for accidental or consequential damages related to, or arising from, improper use or understanding of the manual and instructions it contains.

INTELLECTUAL PROPERTY

STK Sperm Tracker, AXO science and logos are registered trademarks owned by AXO Science.

The purchase of this product gives the buyer the non-transferable right to use the product. The buyer shall not sell or otherwise transfer this product to a third party or use this product for commercial purposes. The use of this product implies acceptance of AXO Science terms and conditions. This manual must not be copied or transmitted without AXO Science written express approval.

AXO Science S.A.S. – 36 Bis rue de Bruxelles – 69100 Villeurbanne – France

AXO Science Inc. - 1680 Michigan Ave, Suite 722 - Miami Beach, FL 33139 - USA